



CONTAINING PRODUCT



habitat

930/3739

LED STRIP REMOVAL.



Using a small screwdriver, remove the flexible cover from the lamp.



Carefully remove the adhesive backing from the LED strip.

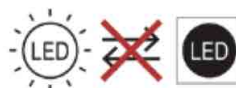
Using a small screwdriver, gently lever the LED strip from the shaped arm.
Do not touch the LED chips with bare hands.



Using a soldering iron, disconnect the LED strip from the fitting.



Replaceable control gear by a professional



Non-replaceable light source